



# Dashboard Manual

## EI – Application

**Version 1.0**

**Date: 15<sup>th</sup> Jan 2021**



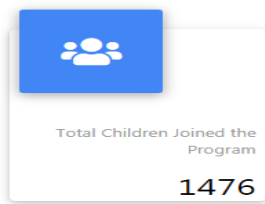
# MANAGEMENT DASHBOARD

Management dashboard gives an overview of the program

## **Total children who joined the program:**

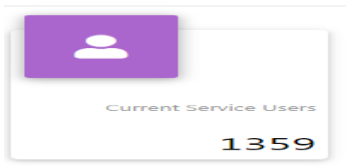
Total number of service users in all blocks.

Management Dashboard



## **Current service users:**


The Service users who are all in Approved, Assigned for Assessment, Assessment Completed, Treatment Created, Treatment Ongoing, Treatment Completed, Treatment plan Assigned and Submitted, Treatment Evaluation Assigned and Submitted, Treatment Evaluation Completed Status are called Current Service Users.





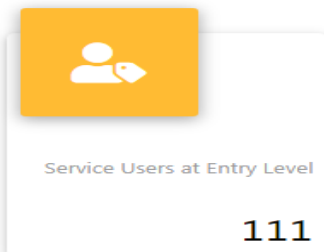
## Discharged children:

The service users who are all in discharged status are called discharged children.



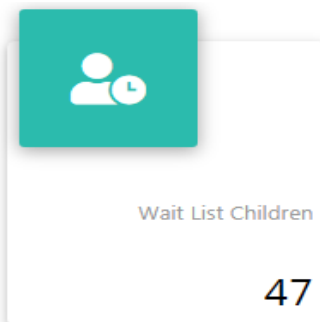
## Service users at entry level:

The Service users who are all in Created, Waiting for approval, Rejected, GA completed Status are called service users at entry level.



## Wait list children:

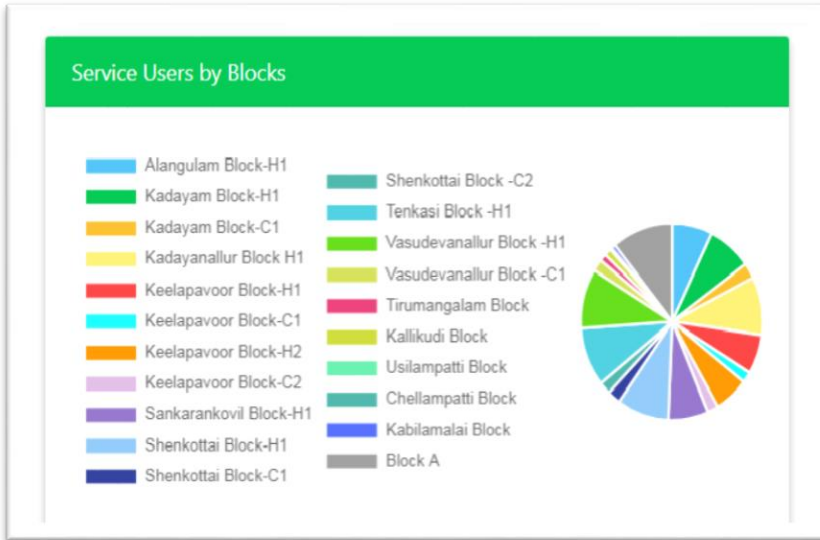
The Children who are all identified positive but not converted to Service user are called wait list children.





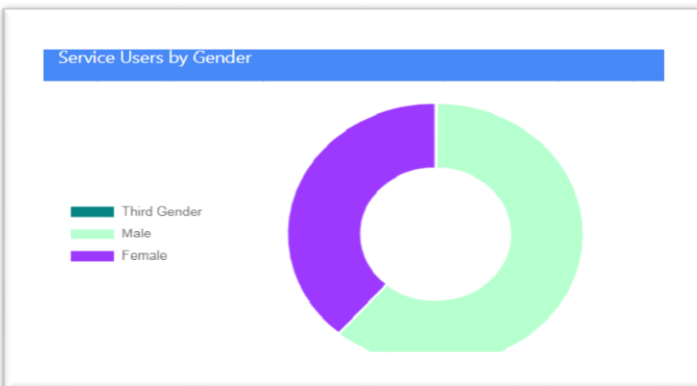
## Service users by blocks:

Block-wise service users count in the program.



## Service users by Gender:

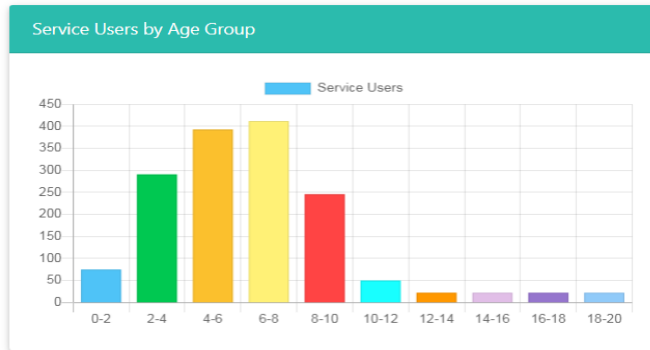
Gender-wise service users count in the program.





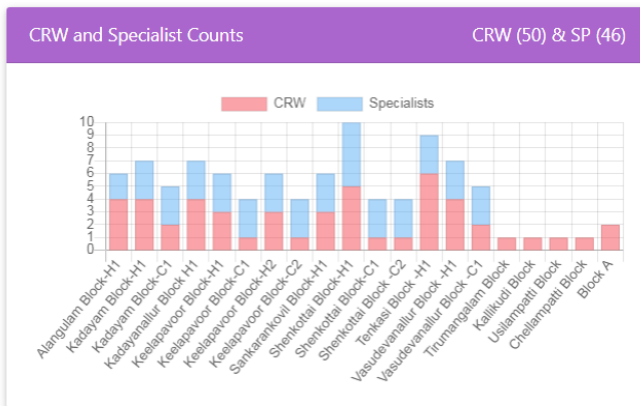
## Service users by Age Group:

Age-wise service users count in the program.



## CRW and Specialist Count:

Total number of CRWs and Specialists in the program.



## Task Summary Today:

Summary of today's activities of all the users in the program

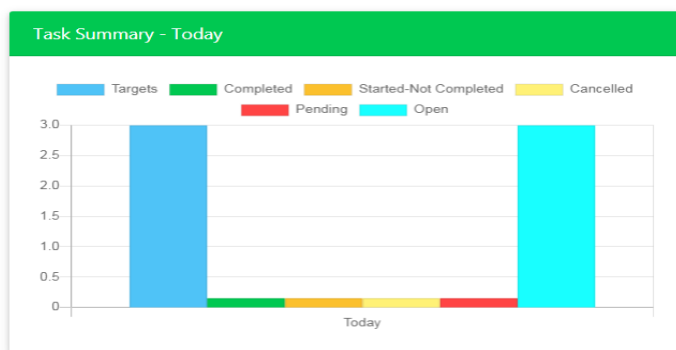
Targets – Total no. of today activities

Open – Activities are in open status

Completed – Target achieved closed activities

Started not completed – Target not achieved closed activities

Cancelled – Cancelled activities



### Task Summary-This Month:

Summary of current month’s activities of all the users in the program.

Targets – Total no. of current month activities

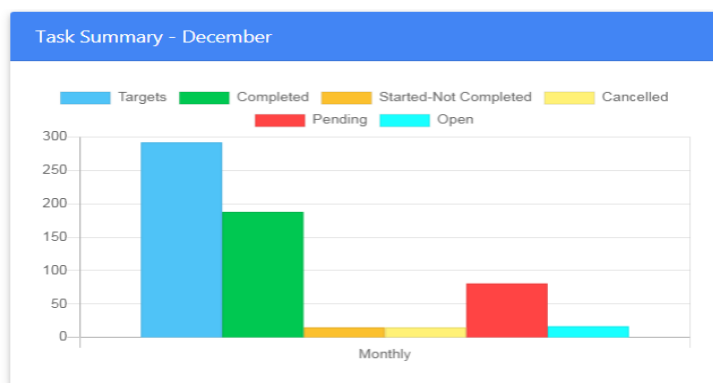
Open – Activities are in open status

Completed – Target achieved closed activities

Started not completed – Target not achieved closed activities

Cancelled – Cancelled activities

Pending - Activities are in pending status (previous days open/unclosed activities automatically changed to pending status)





## Task-For Today:

Today’s work & travel time of all the users in the program.

Task - For Today	
Total Work Time	197 H :09 M :37 S
Travel Time	01 H :27 M :08 S
Total Task Time	198 H :36 M :45 S

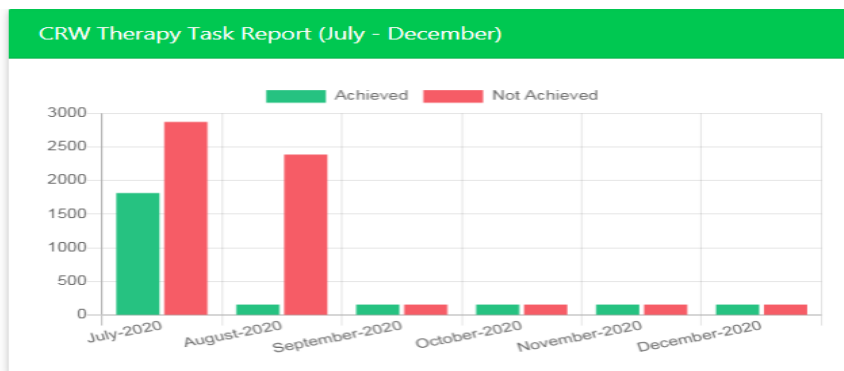
## Task -This Month:

Current month’s work & travel time of all the users in the program.

Task - For December	
Total Work Time	227 H :37 M :27 S
Travel Time	65 H :40 M :15 S
Total Task Time	293 H :17 M :42 S

## CRW Therapy Task Report:

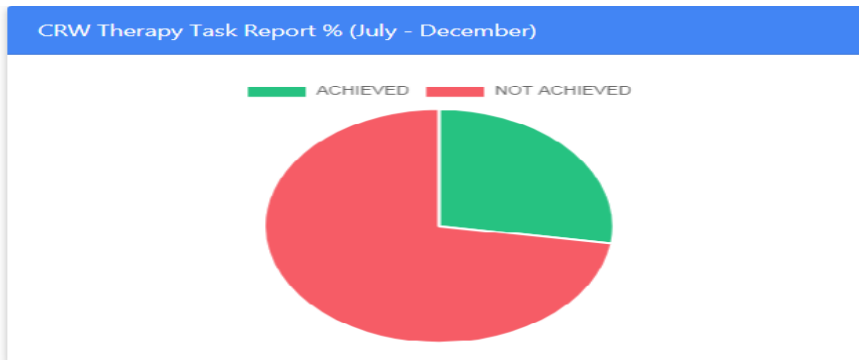
Last 6 months CRWs activities which are related to the service users treatment.





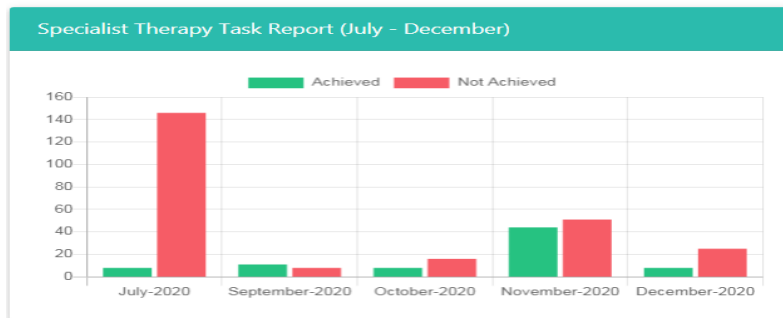
## CRW Therapy Task Report (%):

Last 6 months CRWs activities which are related to the service users treatment.



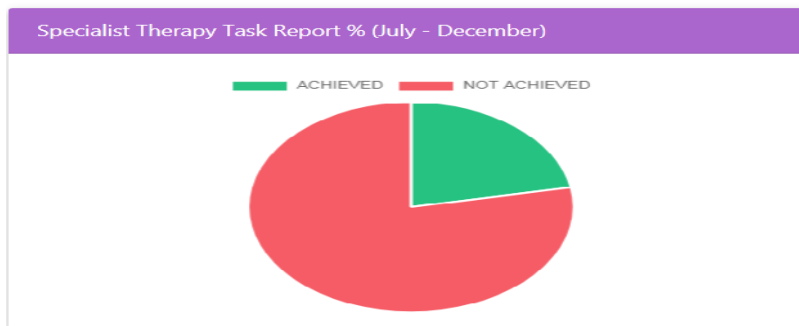
## Specialist Therapy Task Report:

Last 6 months Specialists activities which are related to the service users treatment.



## Specialist Therapy Task Report %:

Last 6 months Specialists activities which are related to the service users treatment.

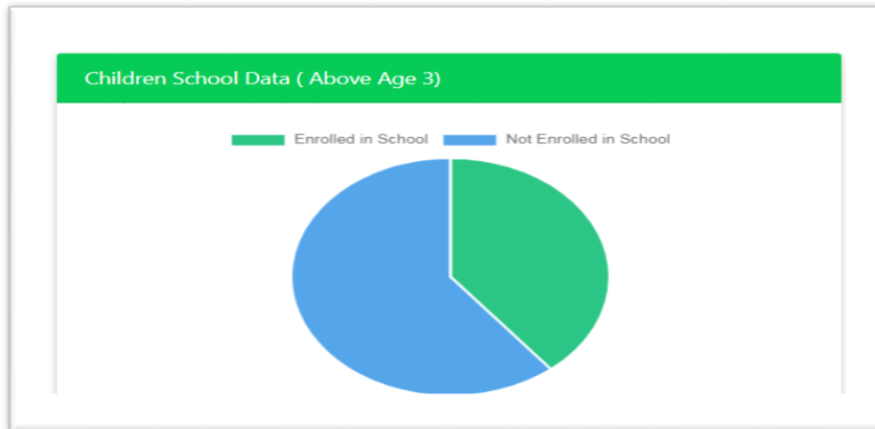






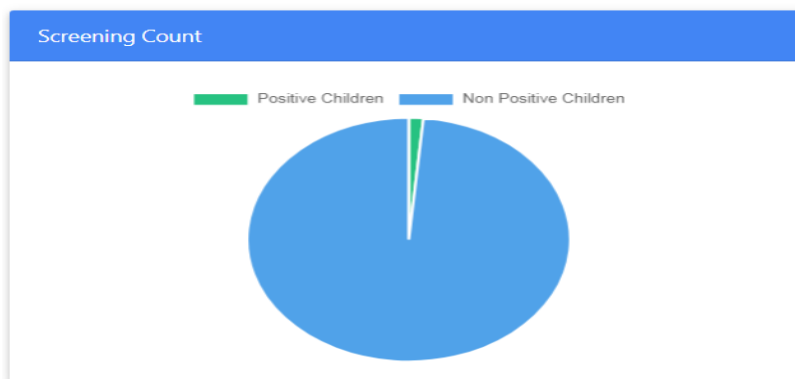
## Children School Data (Above Age 3):

School enrollment details of service users who are all above age 3 in the program.



## Screening Count:

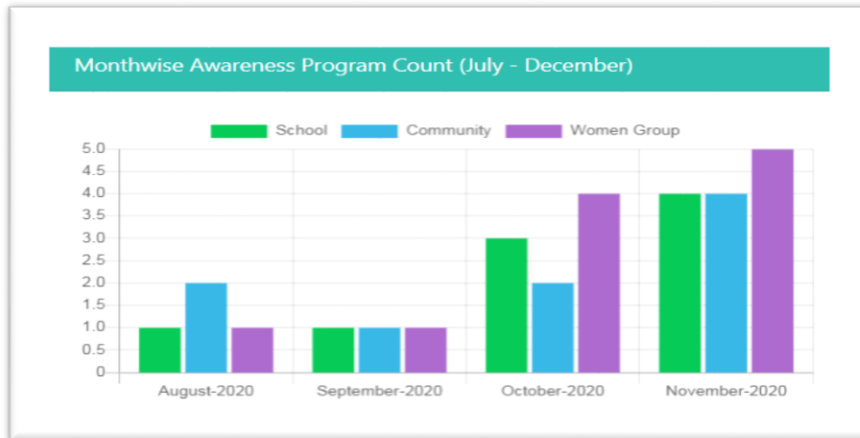
Screening count indicates that the total number of children screened positive and negative.





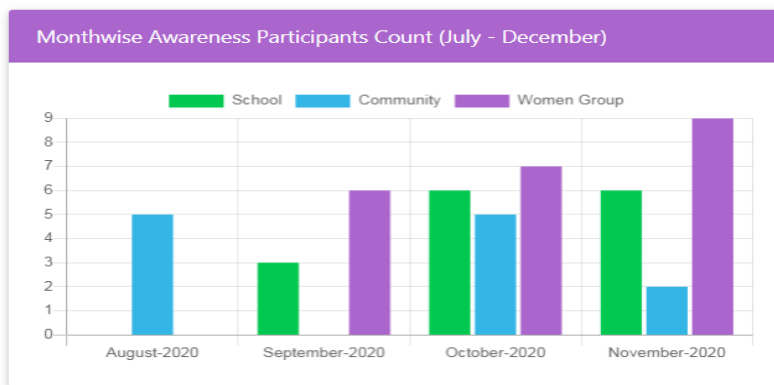
## Month-wise Awareness Program Count:

Total number of awareness program organized in the last 6 months.



## Month-wise Awareness Participants Count:

Total number of participants attended in the awareness program organized in the last 6 months.





## Service Users by Disability:

Disability-wise service user count.

The screenshot shows a dashboard titled "Service Users by Disability". At the top, there is a green header bar with the title. Below the header, there is a control panel with "Show entries" set to "10" and a "Search" input field. The main content is a table with two columns: "Disability" and "Count". The table lists five categories: "Some Other disability" (2), "ADHD" (14), "Autism" (144), and "Blindness" (15). The first row is partially obscured by a dark grey header bar.

Disability	Count
Some Other disability	2
ADHD	14
Autism	144
Blindness	15

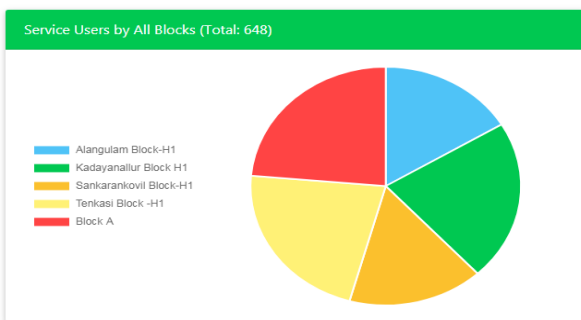


## FTL DASHBOARD

FTL dashboard gives service user information and pendings in the blocks allocated to the FTL.

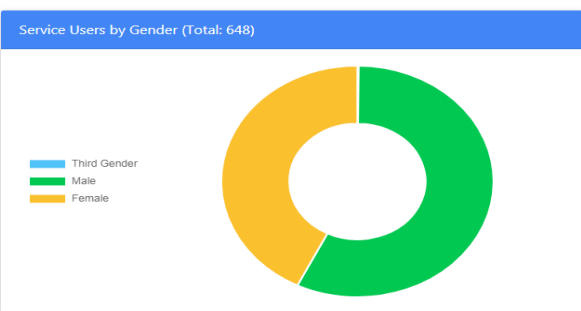
### Service Users by all Blocks:

Total number of service users by block-wise in the blocks allocated to the FTL.



### Service Users by Gender:

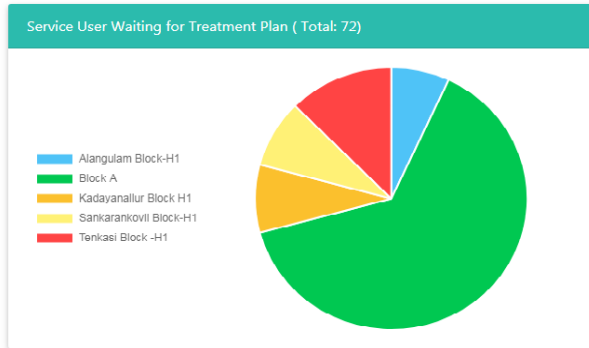
Total number of service users by gender- wise in the blocks allocated to the FTL.





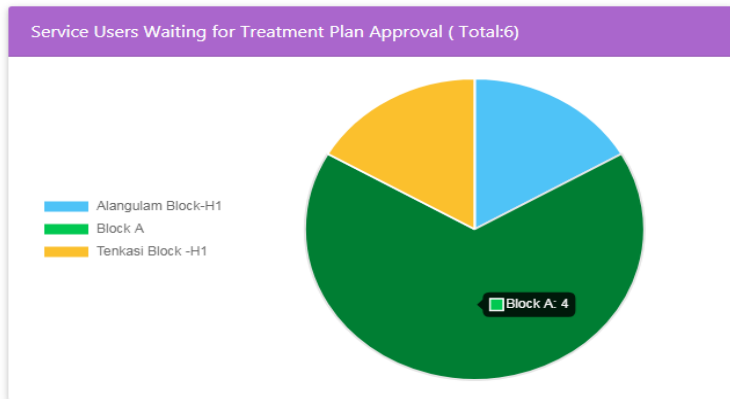
## Service Users Waiting for Treatment Plan:

Total number of service users who are all waiting for treatment plan (treatment status is in created) by block-wise.



## Service Users Waiting for Treatment Plan Approval:

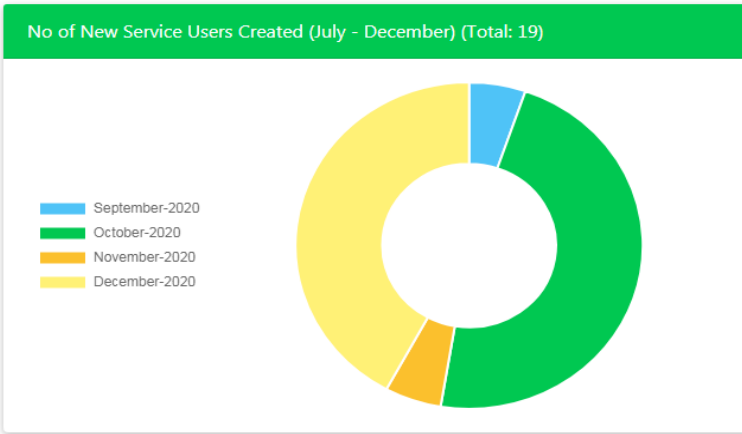
Total number of service users who are all waiting for treatment plan Approval (treatment status is in waiting for approval) by block-wise.





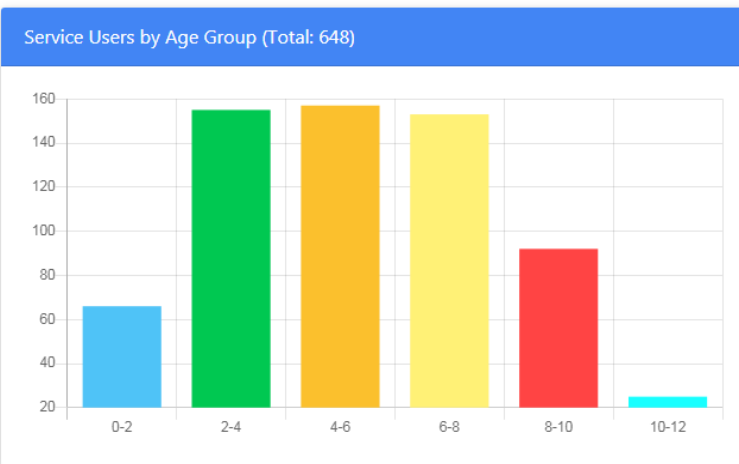
## No. of new Service Users Created:

Total number of new service users created in the last 6 months.



## Service users by Age Group:

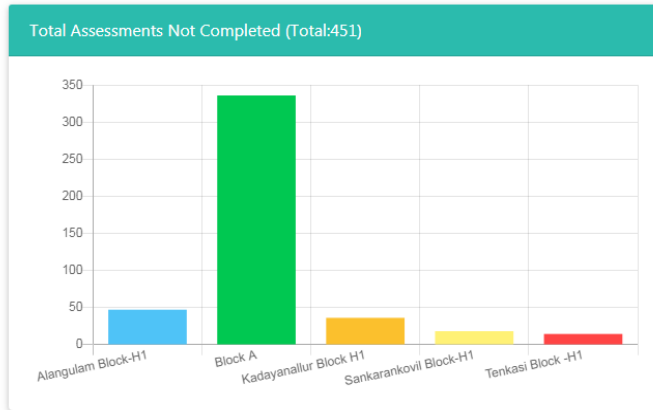
Total number of service users by age- wise in the blocks allocated to the FTL.





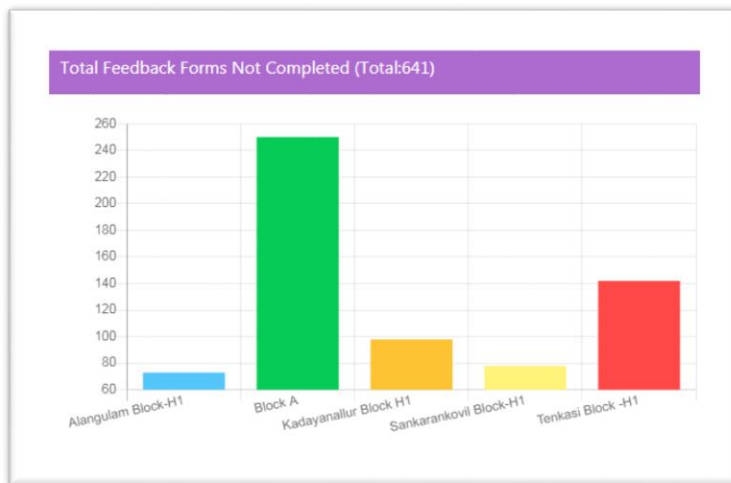
## Total Assessments not completed:

Total number of assessments that are not completed till date by block-wise.



## Total Feedback forms not completed:

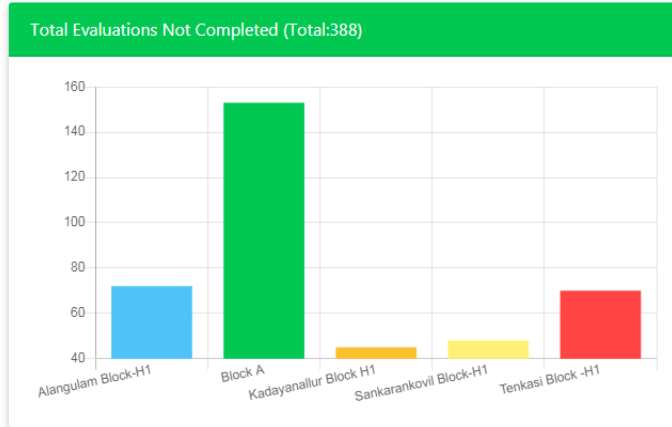
Total number of feedback forms that are not completed till date by block-wise.





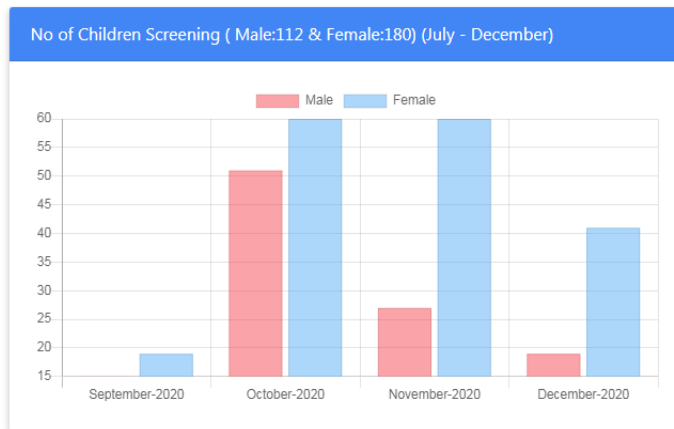
## Total Evaluations not completed:

Total number of evaluations that are not completed till date by block-wise.



## No. of Children Screening:

Total number of children screened in the last 6 months in the blocks allocated to the FTL.

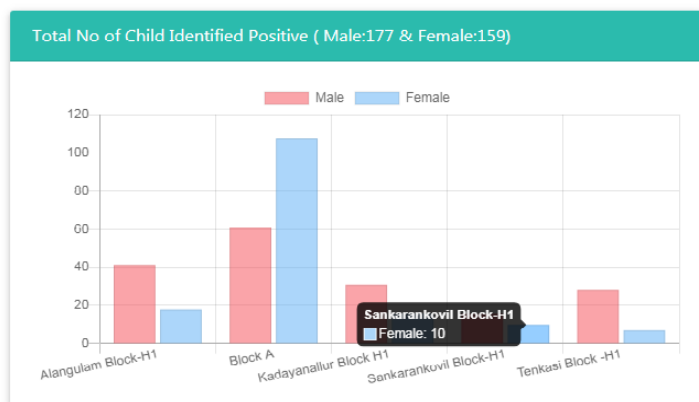






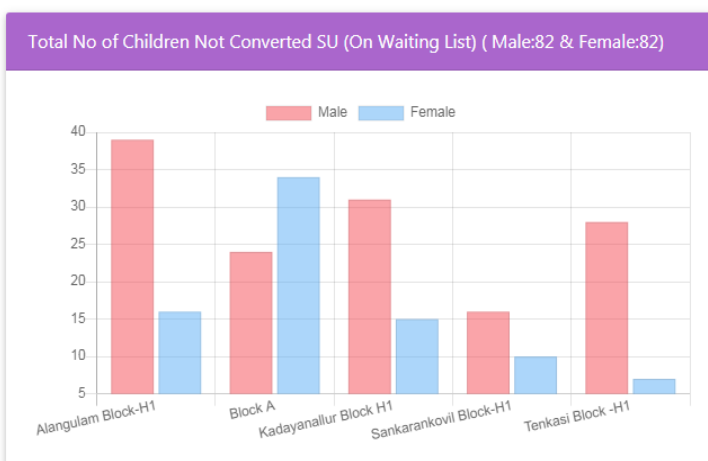
## Total no. of Child Identified Positive:

Total number of children identified positive (Male & Female) in the last 6 months in the blocks allocated to the FTL.



## Total no. of Children not Converted SU (On waiting list):

Total number of children not Converted to SU (Male & Female) in the last 6 months (the blocks allocated to the FTL).



## Task summary-today:

Summary of Specialists and CRWs who are all working under the FTL today's activities.

Targets – Total no. of today activities

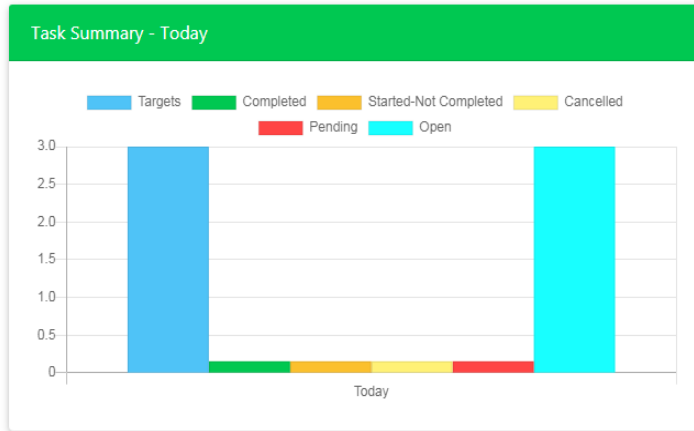
Open – Activities are in open status



Completed – Target achieved closed activities

Started not completed – Target not achieved closed activities

Cancelled – Cancelled activities



### Task summary by Month-this month:

Summary of Specialists and CRWs who are all working under the FTL Current month activities.

Targets – Total no. of current month activities

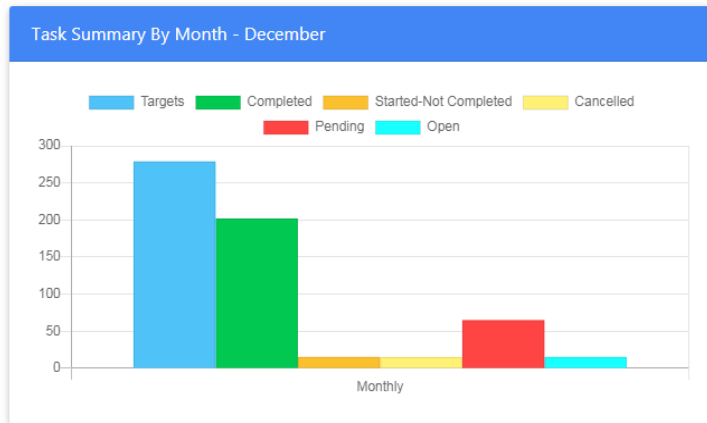
Open – Activities are in open status

Completed – Target achieved closed activities

Started not completed – Target not achieved closed activities

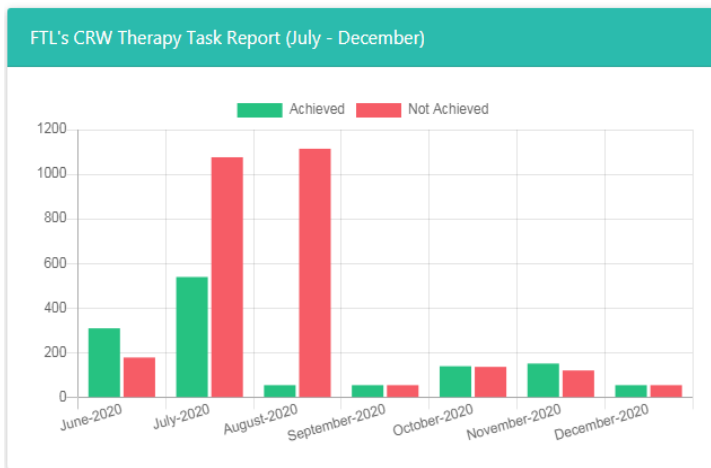
Cancelled – Cancelled activities

Pending - Activities are in pending status (previous days open/unclosed activities automatically changed to pending status)



### FTL’s CRW Therapy Task Report:

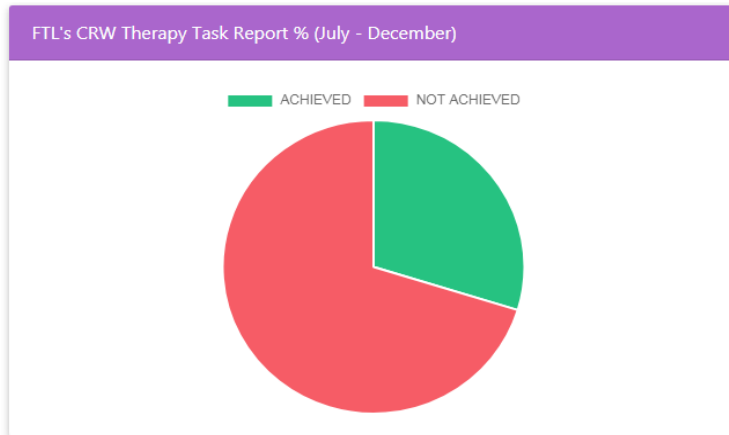
Last 6 months CRWs (who are all under concern FTL) activities which are related to the service users treatment.





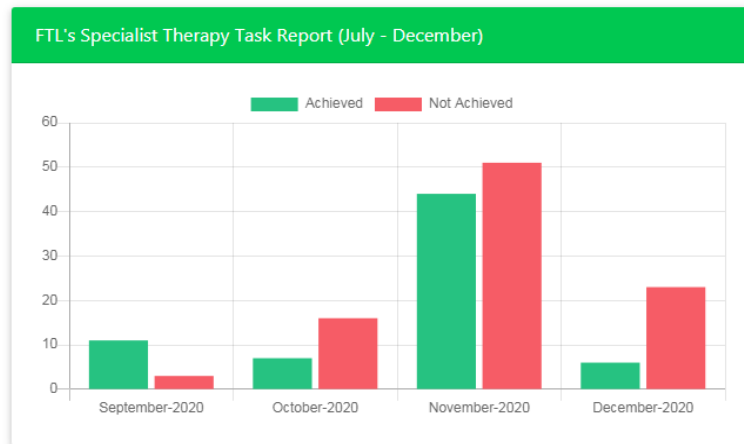
## FTL's CRW Therapy Task Report %:

Last 6 months CRWs (who are all under concern FTL) activities which are related to the service users treatment.



## FTL's Specialist Therapy Task Report:

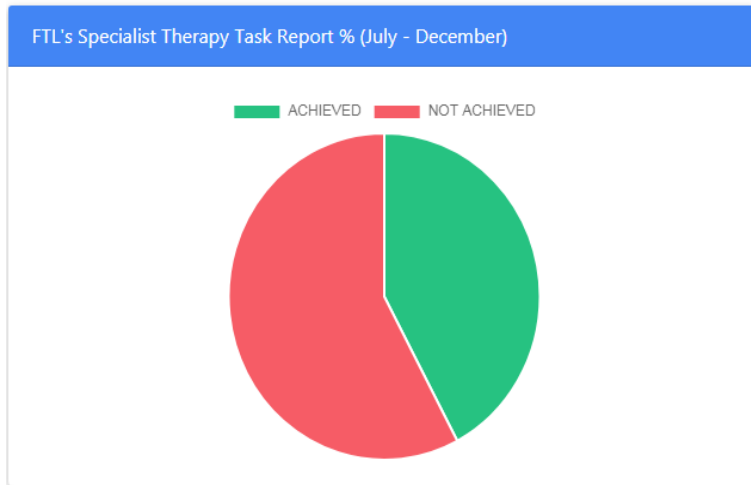
Last 6 months Specialists (who are all under concern FTL) activities which are related to the service users treatment.





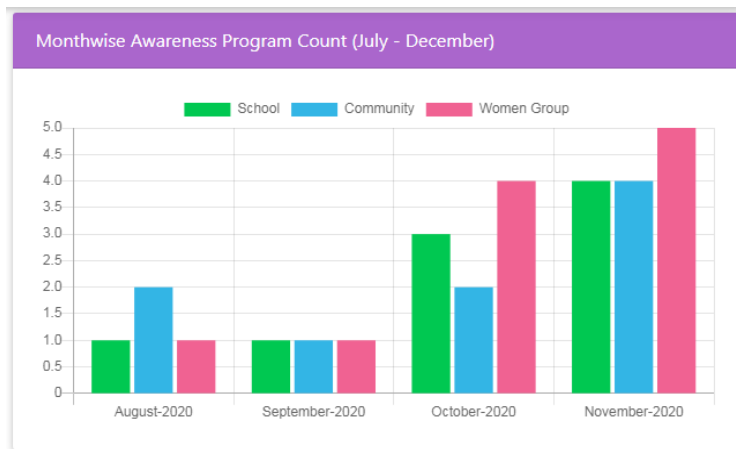
## FTL's Specialist Therapy Task Report %:

Last 6 months Specialists (who are all under concern FTL) activities which are related to the service users treatment.



## Month-wise awareness program count:

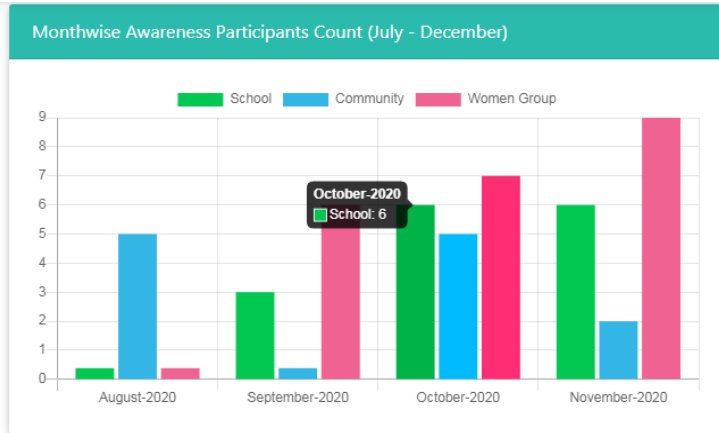
Total number of awareness program organized in the last 6 months in the blocks allocated to the FTL.





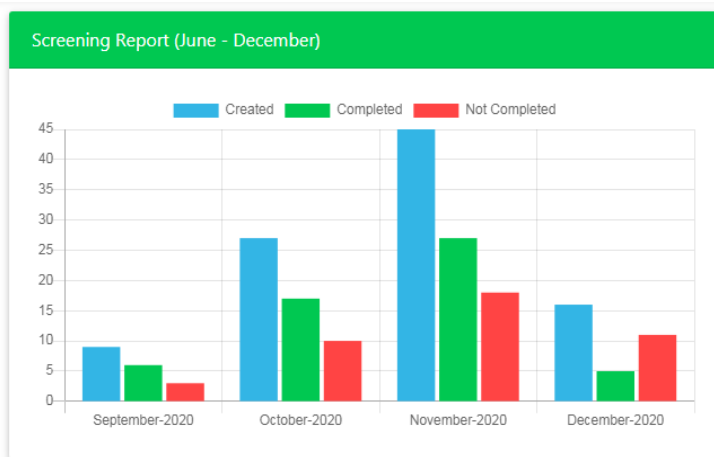
## Month-wise awareness Participants count:

Total number of participants attended in the awareness program organized in the last 6 months in the blocks allocated to the FTL.



## Screening Report:

Total number of Screening program conducted in the last 6 months in the blocks allocated to the FTL.





## Service Users by Disability:

Total no. of service user disability wise list in the blocks allocated to the FTL.

Service Users by Disability	
Disability	Count
	5
Some Other disability	2
ADHD	13
Autism	82
Blindness	13
Cerebral Palsy	97

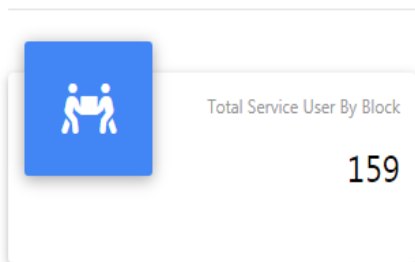


## SPECIALIST DASHBOARD

Specialist dashboard gives Specialist's activities and their concerned block service user information.

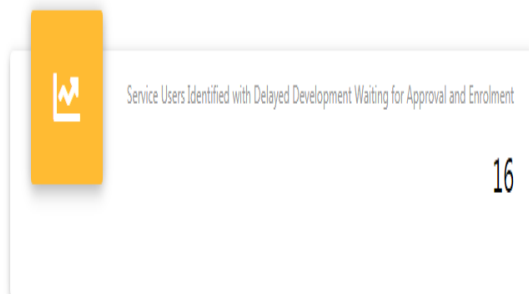
### Total Service Users by Block:

Total number of service users in that concerned block (The block that belongs to Specialist).



### Service Users Identified with Delayed development waiting for Approval and Enrolment:

Total number of service users who are all in waiting for approval status in that concerned block (The block that belongs to Specialist).



### Task summary today:

Summary of Specialist's today's activities.

Targets – Total no. of today activities

Open – Activities are in open status

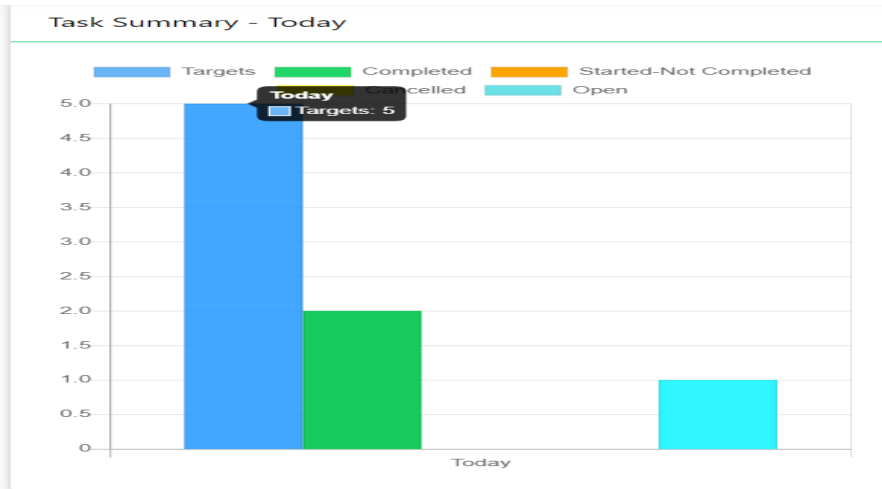




Completed – Target achieved closed activities

Started not completed – Target not achieved closed activities

Cancelled – Cancelled activities



### Task summary-this month:

Summary of Specialist’s Current month activities.

Targets – Total no. of current month activities

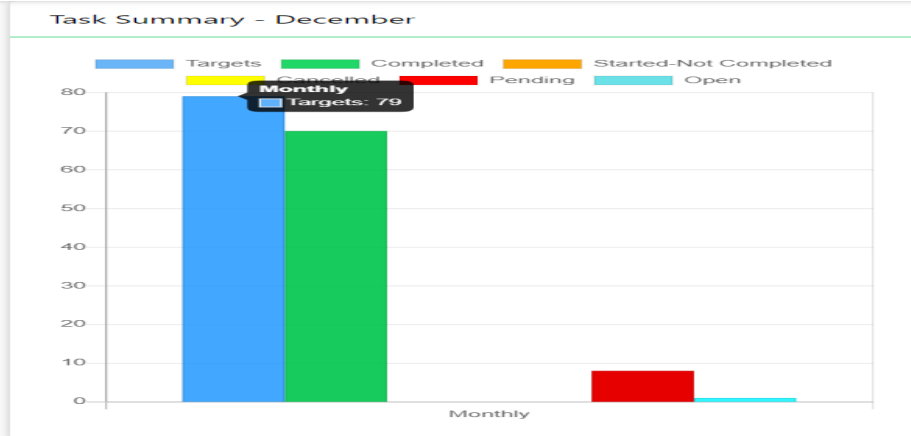
Open – Activities are in open status

Completed – Target achieved closed activities

Started not completed – Target not achieved closed activities

Cancelled – Cancelled activities

Pending - Activities are in pending status (previous days open/unclosed activities automatically changed to pending status)



### Task-For Today:

Today's work & travel time of the Specialist.

Task - For Today	
Work Time	07 H :21 M :06 S
Travel Time	00 H :00 M :16 S
Total Time	07 H: 21 M: 22 S

### Task –For this month:

Current month's work & travel time of the Specialist.

Task - For This Month	
Work Time	85 H :19 M :15 S
Travel Time	02 H :30 M :25 S
Total Time	87 H: 49 M: 40 S



## Service User for Block:

Service user disability wise list in that concerned block (The block that belongs to the Specialist).

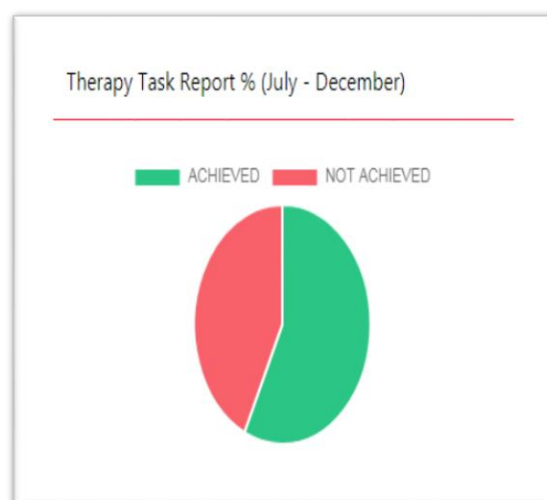
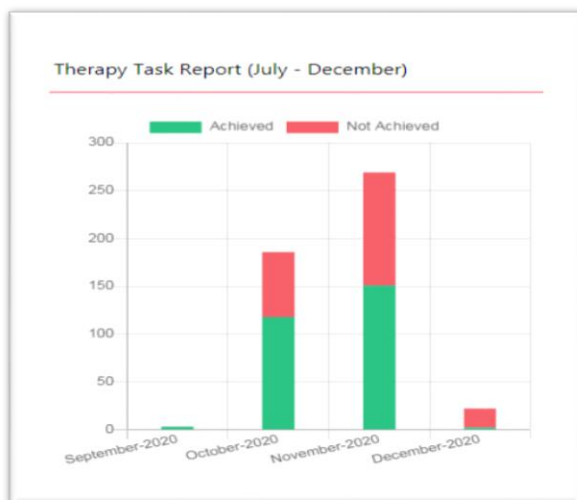
Service User for Block A

Disability	Count
	0
Cerebral Palsy- GMFCS Level IV	1
Cerebral Palsy- GMFCS Level V	1
Down Syndrome	1
Spinal Cord Injury	1

Showing 1 to 10 of 23 entries    Previous    1    2    3    Next

## Therapy Task Report:

Concern Specialist’s month wise therapy task achievement chart.



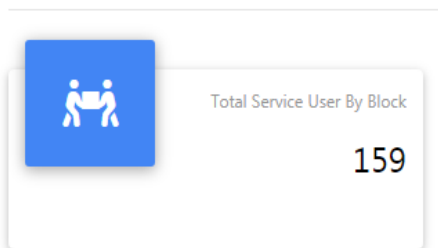


## CRW DASHBOARD

CRW dashboard gives CRW's activities and their concerned block service user information.

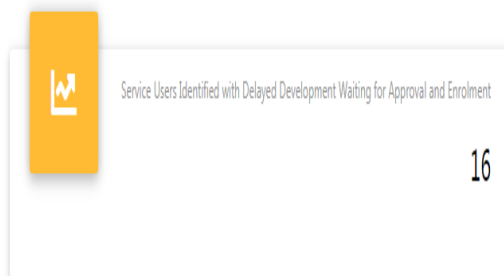
### Total Service Users by Block:

Total number of service users in that concerned block (The block that belongs to CRW).



### Service Users Identified with Delayed development waiting for Approval and Enrolment:

Total number of service users who are all in waiting for approval status in that concerned block (The block that belongs to CRW).



### Task summary today:

Summary of CRW's today's activities.

Targets – Total no. of today activities

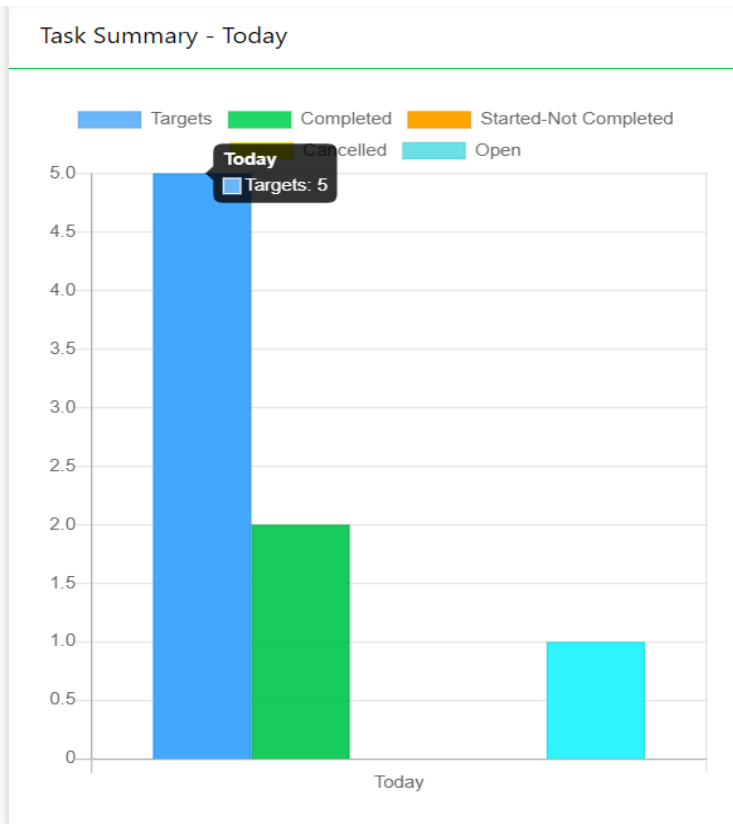
Open – Activities are in open status



Completed – Target achieved closed activities

Started not completed – Target not achieved closed activities

Cancelled – Cancelled activities



### Task summary-this month:

Summary of CRW's Current month activities.

Targets – Total no. of current month activities

Open – Activities are in open status

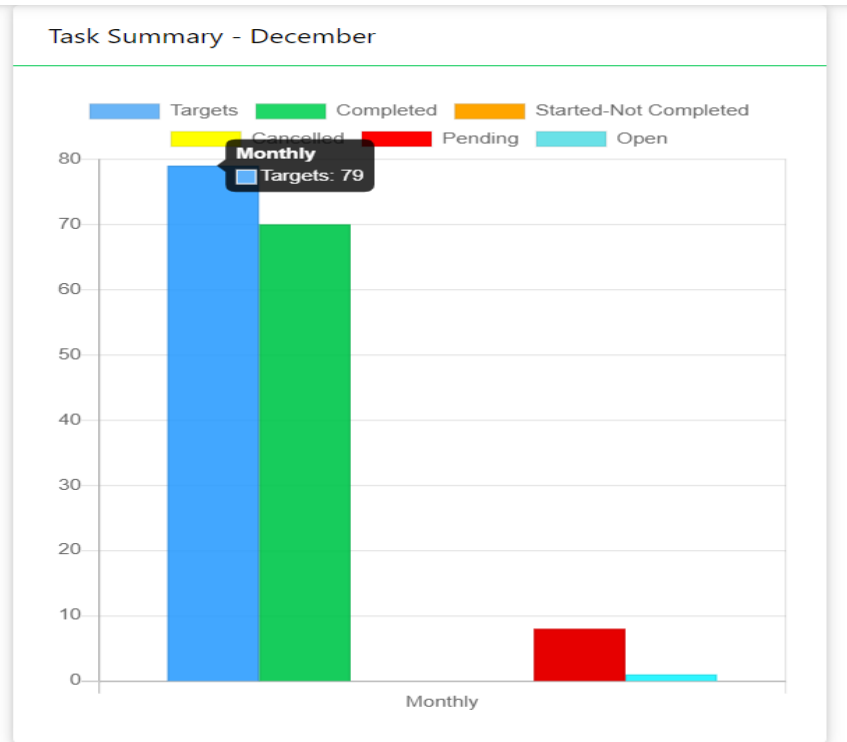
Completed – Target achieved closed activities

Started not completed – Target not achieved closed activities



### Cancelled – Cancelled activities

Pending - Activities are in pending status (previous days open/unclosed activities automatically changed to pending status)



### Task-For Today:

Today's work & travel time of the CRW.

Task - For Today

Work Time	<span style="background-color: #00b050; color: white; border-radius: 10px; padding: 2px 10px;">07 H :21 M :06 S</span>
Travel Time	<span style="background-color: #00b050; color: white; border-radius: 10px; padding: 2px 10px;">00 H :00 M :16 S</span>
Total Time	<span style="background-color: #0056b3; color: white; border-radius: 10px; padding: 2px 10px;">07 H: 21 M: 22 S</span>



### Task –For this month:

Current month’s work & travel time of the CRW.

Task - For This Month	
Work Time	85 H :19 M :15 S
Travel Time	02 H :30 M :25 S
Total Time	87 H: 49 M: 40 S

### Service User for Block:

Disability wise list in that concerned block (The block that belongs to the CRW).

Service User for Block A	
Disability	Count
	0
Cerebral Palsy- GMFCS Level IV	1
Cerebral Palsy- GMFCS Level V	1
Down Syndrome	1
Spinal Cord Injury	1

Showing 1 to 10 of 23 entries    Previous    1    2    3    Next



## Therapy Task Report:

Concern CRW's month wise therapy task achievement chart

